

**F  
Y  
2  
0  
2  
1**

# **Medical Marijuana**

## **2021 Fiscal Year Report**

**(July 1, 2020- June 30, 2021)**

**Arkansas Department of Health**



**Arkansas Department of Finance and  
Administration**



# Table of Contents

Title Page.....	1
Table of Contents.....	2
FY 2021 Medical Marijuana Data Summary.....	3
Medical Marijuana Registry ID Application Status and Patients’ Qualifying Medical Conditions:	
Table 1: Medical Marijuana Registry ID Card Application Status.....	4
Table 2: Medical Marijuana Registry ID Card Renewal Application Status.....	5
Figure 1: Patients’ Qualifying Medical Conditions.....	6
Table 3: Patients’ Qualifying Medical Conditions.....	7
Appendices:	
A. 1: Percent of Patients with Medical Marijuana Registry ID Card by Gender.....	9
A. 2: Percent of Patients with Medical Marijuana Registry ID Card by Age-Group.....	10
A. 3: Percent of Patients with Medical Marijuana Registry ID Card by Race/Ethnicity.....	11
A. 4: Number of Patients with Medical Marijuana Registry ID Card by County.....	12-13
Resources.....	14
Contact Information.....	15

## FY 2021 Medical Marijuana Data Summary

The Arkansas Medical Marijuana Amendment of 2016 requires the Arkansas Department of Health and the Arkansas Department of Finance and Administration to submit specific Fiscal Year (FY) data related to Medical Marijuana activities.

The FY 2021 data updates are presented below.

Applications submitted for Registry ID Card = 94,142 Patients  
(Please refer to page 4 for caregivers & visitors information.)

Applications filed for renewal = 25,248 Patients  
(Please refer to page 5 for caregivers & visitors information.)

Patients' qualifying medical conditions = refer to page 6

Number of Registry ID Cards revoked = 0

Number of physicians providing written certifications = 960

Number of licensed dispensaries = 38; Number of dispensaries in operation = 36

Number of licensed cultivation facilities = 8; Number of cultivation facilities in operation = 5

Number of licenses revoked to operate dispensary = 0

Number of licenses revoked to operate cultivation facility = 0

Number of dispensary agents = 798

Number of cultivation facility agents = 486

**Sources:** Medical Marijuana Program, Arkansas Department of Health and Alcoholic Beverage Control

## Medical Marijuana Registry Application Status

Table 1: Medical Marijuana Registry ID Card Application Status, Arkansas, FY 2021

Status	Patient	Caregiver	Visitor
Submitted	94,142	1,081	4,971
Approved	92,417	560	4,885

*Note: A visitor is an individual either from another state visiting Arkansas or recently moved to Arkansas that received a temporary 30 day Medical Marijuana Registry ID card*

- This information represents the total of both new and renewed applications submitted and approved from July 1, 2020 to June 30, 2021
- A total of 94,142 patients submitted applications for a Medical Marijuana Registry ID Card. Of those, 92,417 applications were approved. There were 1,725 applications pending due to incomplete information.
- A total of 1,081 caregivers submitted applications for Medical Marijuana Registry ID Cards. Of those, 560 applications were approved. There were 521 applications pending due to incomplete information.
- A total of 4,971 visitors submitted applications for Medical Marijuana Registry ID Cards. Of those, 4,885 applications were approved. There were 86 applications pending due to incomplete information.
- There were no revocations of patient or caregiver Registry ID Cards during the fiscal period.

## Medical Marijuana Registry Renewal Application Status

Table 2: Medical Marijuana Registry ID Card Renewal Application Status, Arkansas, FY 2021

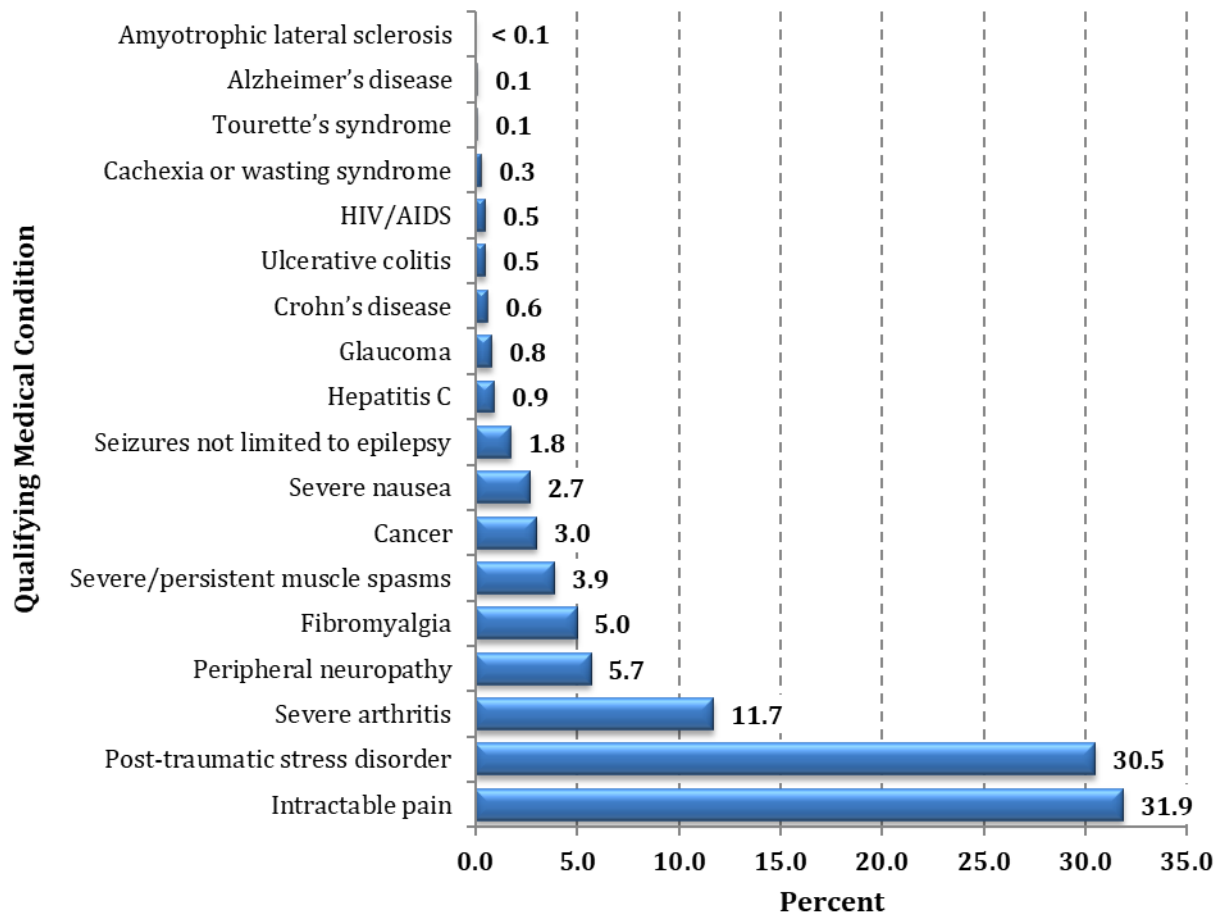
Status	Patient	Caregiver	Visitor
Submitted	25,248	183	3,260
Approved	24,870	110	3,167

*Note: A visitor is an individual either from another state visiting Arkansas or recently moved to Arkansas that received a temporary 30 day Medical Marijuana Registry ID card*

- A total of 25,248 patient renewal applications were submitted for Medical Marijuana Registry ID Cards. Of those, 24,870 patient renewal applications were approved. There were 378 applications pending due to incomplete information.
- A total of 183 caregiver renewal applications were submitted for Medical Marijuana Registry ID Cards. Of those, 110 renewal applications were approved. There were 73 renewal applications pending due to incomplete information.
- A total of 3,260 visitor renewal applications were submitted for Medical Marijuana Registry ID Cards. Of those, 3,167 visitor renewal applications were approved. There were 93 renewal applications pending due to incomplete information.
- Due to the COVID-19 pandemic, the expiration date for all registry cards was suspended through September 30, 2020, allowing many cardholders to postpone their renewal until FY21.

# Patients' Qualifying Medical Conditions

Figure 1: Patients' Qualifying Medical Conditions, Arkansas, FY 2021



- The most prevalent qualifying medical condition among Medical Marijuana Registry ID Card recipients was intractable pain unresponsive to medicines, treatment, or surgery for >6 months (31.9%).
- The second and third most prevalent conditions were post-traumatic stress disorder (30.5%) and severe arthritis (11.7%), followed by peripheral neuropathy (5.7%) and fibromyalgia (5.0%).
- The least prevalent medical conditions reported were amyotrophic lateral sclerosis (< 0.1%), Alzheimer's disease (0.1%), and Tourette's syndrome (0.1%).

## Patients' Qualifying Medical Conditions

Table 3: Patients' Qualifying Medical Conditions, Arkansas, FY 2021

Patients' Qualifying Medical Conditions	Count	Percent
Intractable pain which is pain that has not responded to ordinary medications, treatment or surgical measures for more than six (6) months	38,585	31.9
Post-traumatic stress disorder	36,854	30.5
Severe arthritis	14,120	11.7
Peripheral neuropathy	6,839	5.7
Fibromyalgia	6,076	5.0
Severe and persistent muscle spasms including without limitation those characteristic of multiple sclerosis	4,728	3.9
Cancer	3,628	3.0
Severe nausea	3,300	2.7
Seizures including without limitation those characteristic of epilepsy	2,205	1.8
Hepatitis C	1,132	0.9
Glaucoma	928	0.8
Crohn's disease	681	0.6
Positive status for human immunodeficiency virus/ acquired immune deficiency syndrome	572	0.5
Ulcerative colitis	570	0.5
Cachexia or wasting syndrome	392	0.3
Tourette's syndrome	144	0.1
Alzheimer's disease	101	0.1
Amyotrophic lateral sclerosis	30	< 0.1

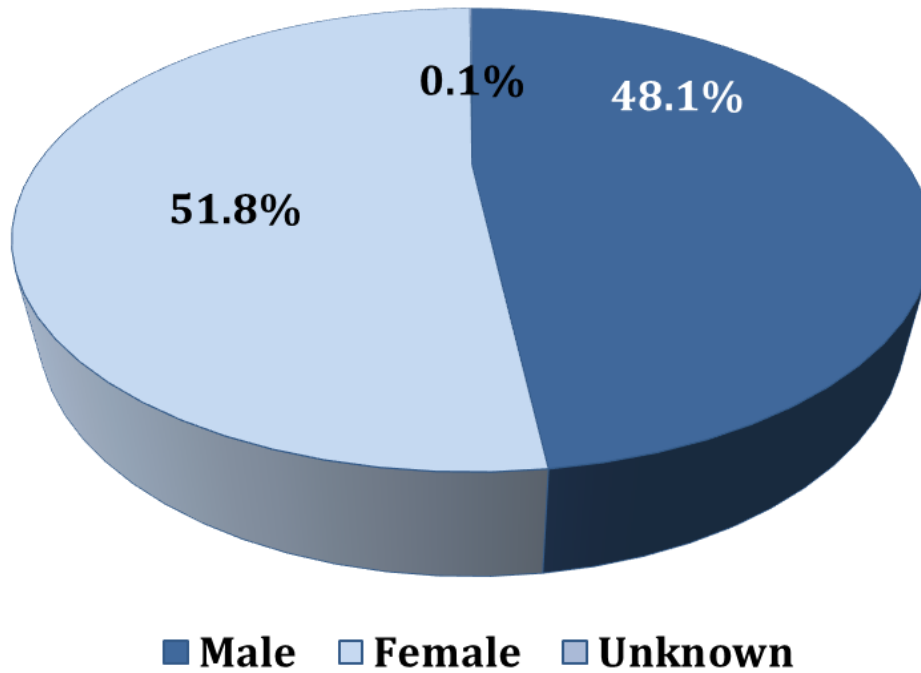
Many patients had more than one qualifying medical condition.

# Appendices



# Appendix 1

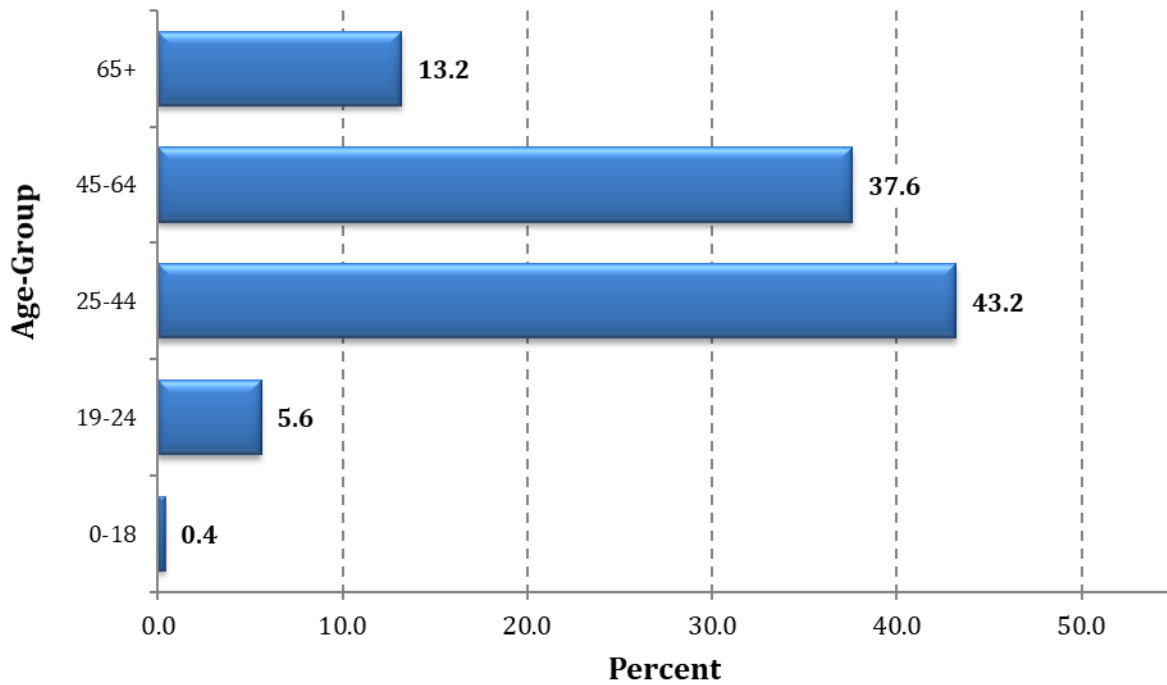
Percent of Approved Patients with Medical Marijuana Registry ID Card by Gender, Arkansas, FY 2021



Counts and Percentages by Gender		
Gender	Count	Percent
Male	44,460	48.1
Female	47,872	51.8
Unknown	85	0.1
Total	92,417	100.0

## Appendix 2

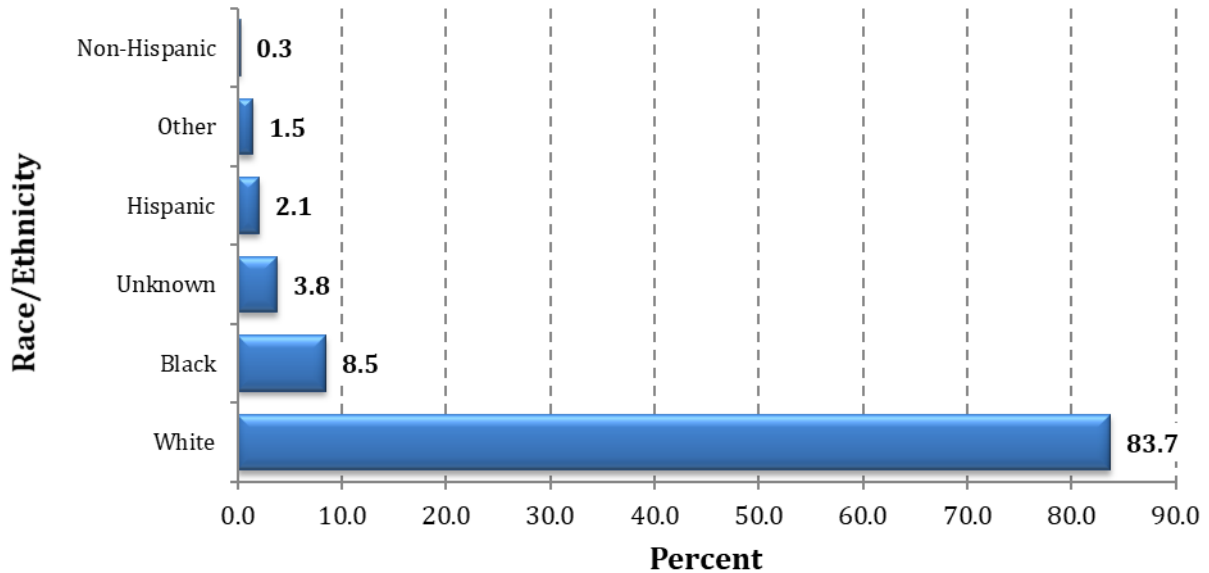
Percent of Approved Patients with Medical Marijuana Registry ID Card by Age-Group, Arkansas, FY 2021



Counts and Percentages by Age-Group		
Age-Group	Count	Percent
0 to 18 years	359	0.4
19 to 24 years	5,198	5.6
25 to 44 years	39,948	43.2
45 to 64 years	34,700	37.6
≥65 years	12,212	13.2
<b>Total</b>	<b>92,417</b>	<b>100</b>

## Appendix 3

Percent of Approved Patients with Medical Marijuana Registry ID Card by Race/Ethnicity, Arkansas, FY 2021



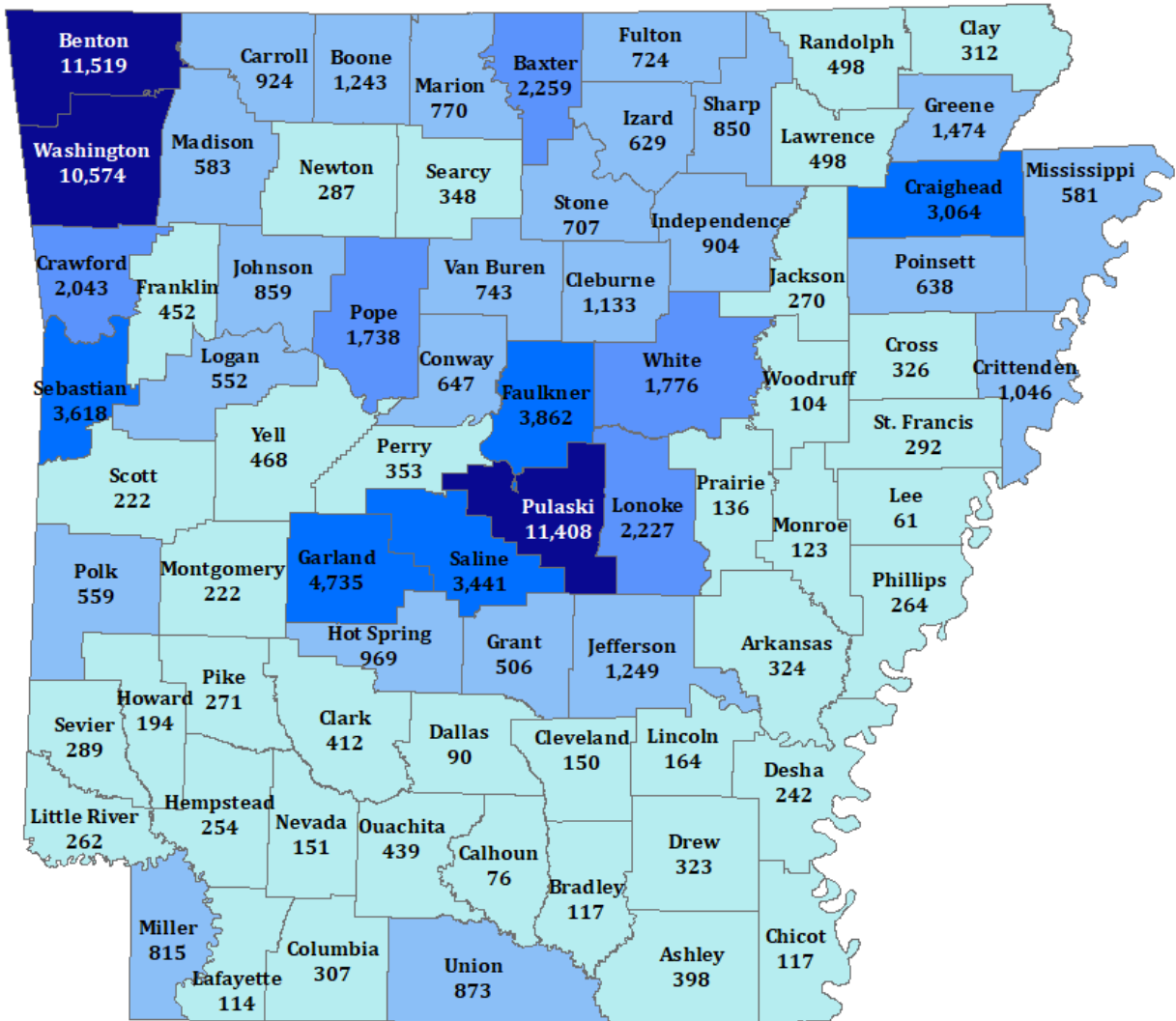
Counts and Percentages by Race/Ethnicity		
Race/Ethnicity	Count	Percent
White	77,386	83.7
Black	7,892	8.5
Unknown	3,479	3.8
Hispanic	1,966	2.1
Other	1,391	1.5
Non-Hispanic	303	0.3
<b>Total</b>	<b>92,417</b>	<b>100*</b>

*Note: The "Other" Race/Ethnicity category consists of Alaskan or American Indian and Asian or Pacific Islanders.*

*\*The total may not add up to 100% due to the rounding of the first decimal.*

# Appendix 4

Number of Approved Patients with Medical Marijuana Registry ID Card by County, Arkansas, FY 2021



## Appendix 4

Number of Approved Patients with Medical Marijuana Registry ID Card by County, Arkansas, FY 2021

County	Count
Arkansas	324
Ashley	398
Baxter	2,259
Benton	11,519
Boone	1,243
Bradley	117
Calhoun	76
Carroll	924
Chicot	117
Clark	412
Clay	312
Cleburne	1,133
Cleveland	150
Columbia	307
Conway	647
Craighead	3,064
Crawford	2,043
Crittenden	1,046
Cross	326
Dallas	90
Desha	242
Drew	323
Faulkner	3,862
Franklin	452
Fulton	724
Garland	4,735
Grant	506
Greene	1,474
Hempstead	254
Hot Spring	969
Howard	194
Independence	904
Izard	629
Jackson	270
Jefferson	1,249
Johnson	859
Lafayette	114
Lawrence	498

County	Count
Lee	61
Lincoln	164
Little River	262
Logan	552
Lonoke	2,227
Madison	583
Marion	770
Miller	815
Mississippi	581
Monroe	123
Montgomery	222
Nevada	151
Newton	287
Ouachita	439
Perry	353
Phillips	264
Pike	271
Poinsett	638
Polk	559
Pope	1,738
Prairie	136
Pulaski	11,408
Randolph	498
St. Francis	292
Saline	3,441
Scott	222
Searcy	348
Sebastian	3,618
Sevier	289
Sharp	850
Stone	707
Union	873
Van Buren	743
Washington	10,574
White	1,776
Woodruff	104
Yell	468
<b>State</b>	<b>92,172*</b>

\*245 patient applications did not provide county information

Source: Medical Marijuana Program, Arkansas Department of Health

## Resources

1. Medical Marijuana Program, Arkansas Department: <https://www.healthy.arkansas.gov/programs-services/topics/medical-marijuana>
2. Medical Marijuana, Alcoholic Beverage Control and Arkansas Medical Marijuana Commission: <https://www.dfa.arkansas.gov/medical-marijuana-commission/>

## **Contact Information**

Media:

Arkansas Department of Health  
Office of Health Communications  
[adh.communications@arkansas.gov](mailto:adh.communications@arkansas.gov)

Application, Cultivator and Dispensary Questions:

Alcoholic Beverage Control  
Medical Marijuana Commission  
<https://www.dfa.arkansas.gov/medical-marijuana-commission/>