

COVID-19 UPDATE



Date: April 1, 2021

Note: The data represented in this report were pulled from ADH's surveillance system at 2:00pm on April 1, 2021, and may include more cases than the morning report for the daily press conference.

Characteristics of active COVID-19 cases.

Characteristic	Number	Percent
Gender	----	----
Female	914	51%
Male	830	46%
Other	2	0.1%
Missing	42	2%
Race*	----	----
Black or African American	249	14%
White	1,111	62%
Native Hawaiian or Pacific Islander	6	0.3%
Other	139	8%
Ethnicity	----	----
Latino/Hispanic	177	10%
Age Category	----	----
under 18	242	14%
18 - 24	241	13%
25 - 44	597	33%
45 - 64	466	26%
65 and older	241	13%
Missing	1	0.1%
Nursing home cases	35	2%
Nursing home workers	22	1%
Inmates at jails and prisons cases	31	2%
Correctional facility staff	3	0.2%
Homeless	3	0.2%
Total	1,788	100%

*283 active cases with 'Missing' race.

COVID-19 UPDATE



Demographic characteristics of COVID-19 deaths.

Characteristic	Number	Percent
Gender	----	----
Female	2,753	49%
Male	2,869	51%
Other	4	0.1%
Missing	18	0.3%
Race	----	----
Black or African American	847	15%
White	4,416	78%
Native Hawaiian or Pacific Islander	58	1%
Other	282	5%
Missing	41	1%
Ethnicity	----	----
Hispanic or Latino/a	190	3%
Age Category	----	----
under 18	0	0%
18 - 24	8	0.1%
25 - 44	130	2%
45 - 64	920	16%
65 and older	4,585	81%
Missing	1	<0.1%
Total	5,644	100%

COVID-19 UPDATE



Hospital Capacity and Bed Availability

In the 14 days prior to diagnosis, active COVID-19 cases visited the following types of businesses:

Business	Number	Percent
Restaurants	87	5%
Bars	6	0.3%
Barbershops	16	1%
Church	50	3%
Daycare	17	1%
Gym	9	1%
Health and Wellness (doctor's office, dentist, etc)	62	3%
Hotel or motel	11	0.6%
Retail Stores (e.g. grocery, clothing, sporting, etc.)	223	12%

*Categories are not mutually exclusive and do not add up to the total number of active cases. This is because cases can go multiple places or nowhere at all.

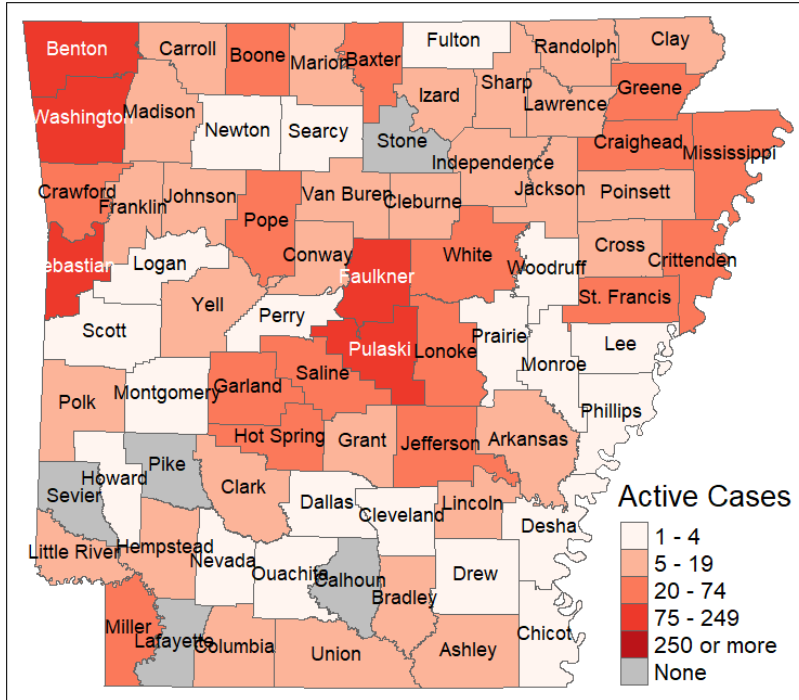
Businesses with 5 or More Active COVID-19 Cases

Industry, City, County	Number Active Cases	Number Recovered Cases	Total Number of Cases
-	-	-	-

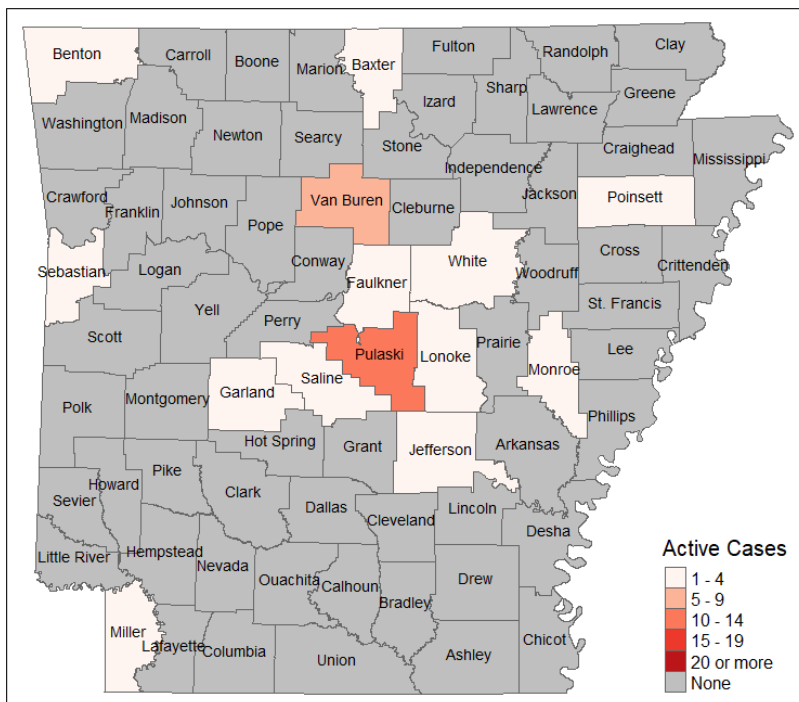
COVID-19 UPDATE



Map of all active COVID-19 cases by county



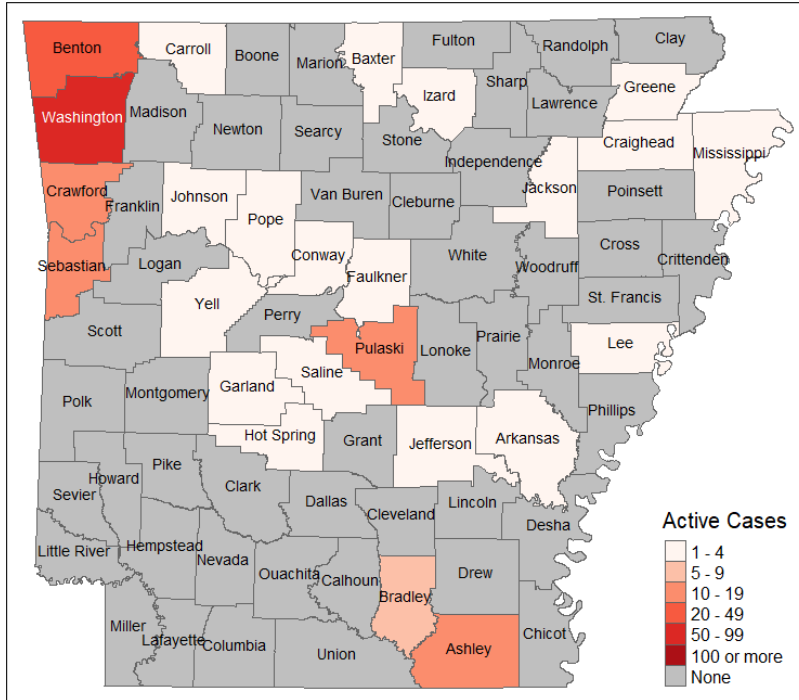
Map of nursing homes with active COVID-19 cases by county



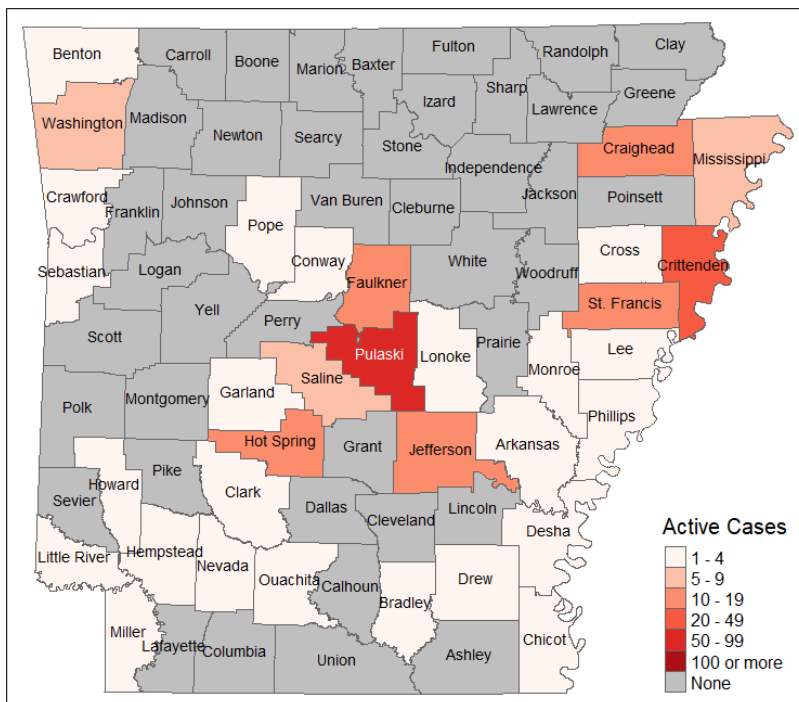
COVID-19 UPDATE



Map of active COVID-19 cases among Hispanic or Latino/a



Map of active COVID-19 cases among Black or African American



COVID-19 UPDATE



Map of active COVID-19 cases among Native Hawaiian or Pacific Islander

