

COVID-19 UPDATE



Date: March 29, 2021

Note: The data represented in this report were pulled from ADH's surveillance system at 2:00pm on March 29, 2021, and may include more cases than the morning report for the daily press conference.

Characteristics of active COVID-19 cases.

Characteristic	Number	Percent
Gender	----	----
Female	959	52%
Male	858	46%
Other	1	0.1%
Missing	39	2%
Race*	----	----
Black or African American	287	15%
White	1,143	62%
Native Hawaiian or Pacific Islander	5	0.3%
Other	142	8%
Ethnicity	----	----
Latino/Hispanic	165	9%
Age Category	----	----
under 18	260	14%
18 - 24	228	12%
25 - 44	608	33%
45 - 64	491	26%
65 and older	269	14%
Missing	1	0.1%
Nursing home cases	38	2%
Nursing home workers	22	1%
Inmates at jails and prisons cases	39	2%
Correctional facility staff	5	0.3%
Homeless	3	0.2%
Total	1,857	100%

*280 active cases with 'Missing' race.

COVID-19 UPDATE



Demographic characteristics of COVID-19 deaths.

Characteristic	Number	Percent
Gender	----	----
Female	2,737	49%
Male	2,850	51%
Other	4	0.1%
Missing	18	0.3%
Race	----	----
Black or African American	838	15%
White	4,391	78%
Native Hawaiian or Pacific Islander	58	1%
Other	281	5%
Missing	41	1%
Ethnicity	----	----
Hispanic or Latino/a	189	3%
Age Category	----	----
under 18	0	0%
18 - 24	7	0.1%
25 - 44	131	2%
45 - 64	909	16%
65 and older	4,561	81%
Missing	1	<0.1%
Total	5,609	100%

COVID-19 UPDATE



Hospital Capacity and Bed Availability

In the 14 days prior to diagnosis, active COVID-19 cases visited the following types of businesses:

Business	Number	Percent
Restaurants	90	5%
Bars	5	0.3%
Barbershops	18	1%
Church	50	3%
Daycare	23	1%
Gym	11	1%
Health and Wellness (doctor's office, dentist, etc)	66	4%
Hotel or motel	8	0.4%
Retail Stores (e.g. grocery, clothing, sporting, etc.)	284	15%

*Categories are not mutually exclusive and do not add up to the total number of active cases. This is because cases can go multiple places or nowhere at all.

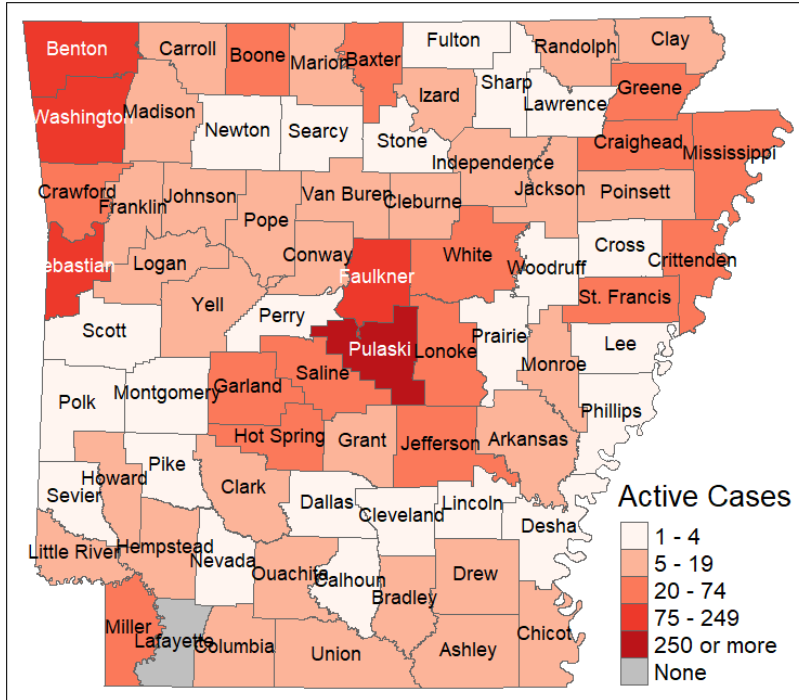
Businesses with 5 or More Active COVID-19 Cases

Industry, City, County	Number Active Cases	Number Recovered Cases	Total Number of Cases
-	-	-	-

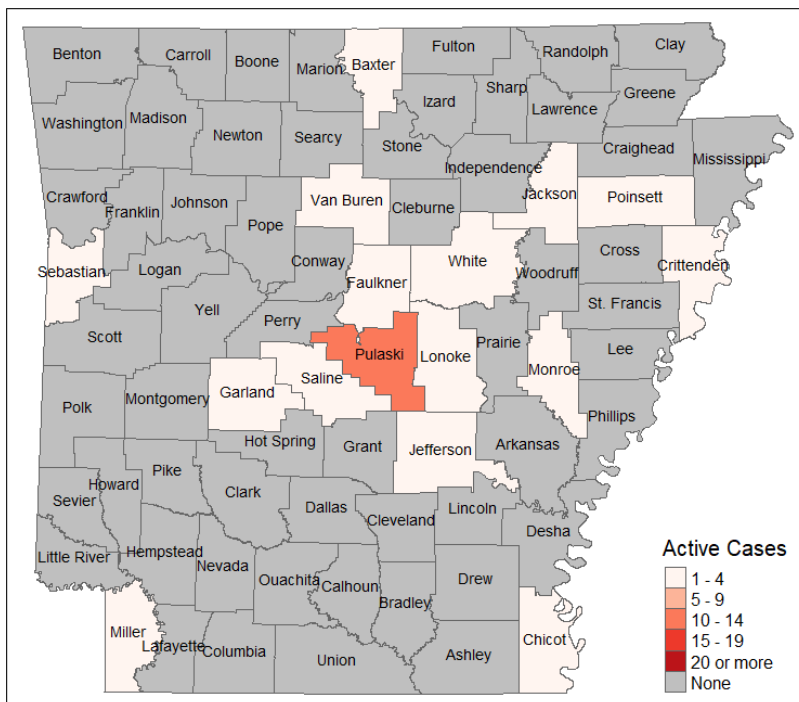
COVID-19 UPDATE



Map of all active COVID-19 cases by county



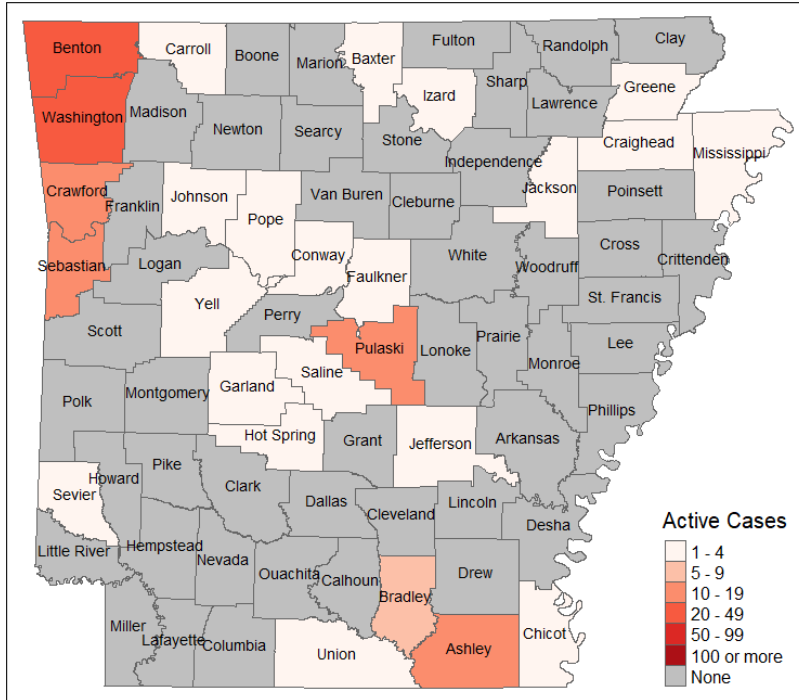
Map of nursing homes with active COVID-19 cases by county



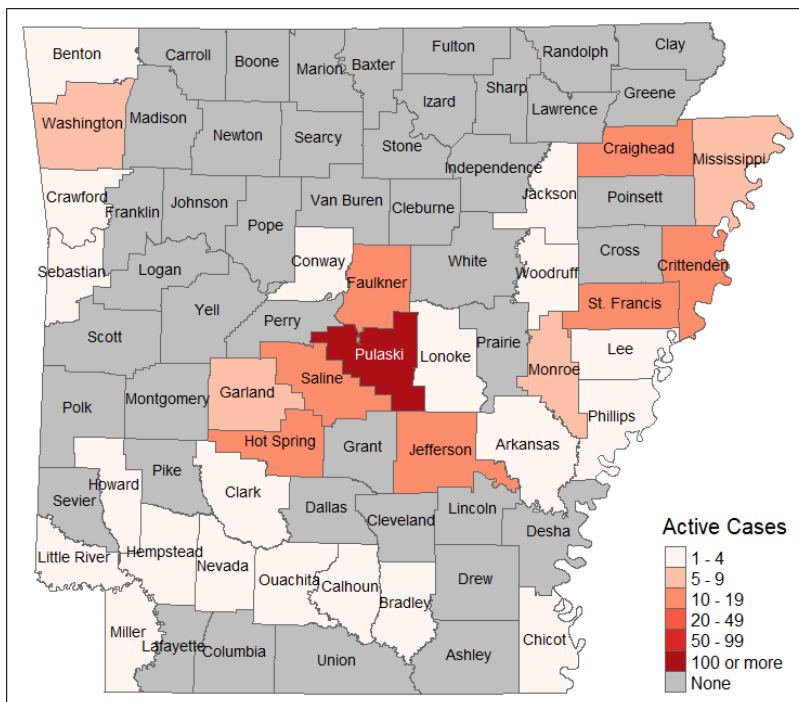
COVID-19 UPDATE



Map of active COVID-19 cases among Hispanic or Latino/a



Map of active COVID-19 cases among Black or African American



COVID-19 UPDATE



Map of active COVID-19 cases among Native Hawaiian or Pacific Islander

